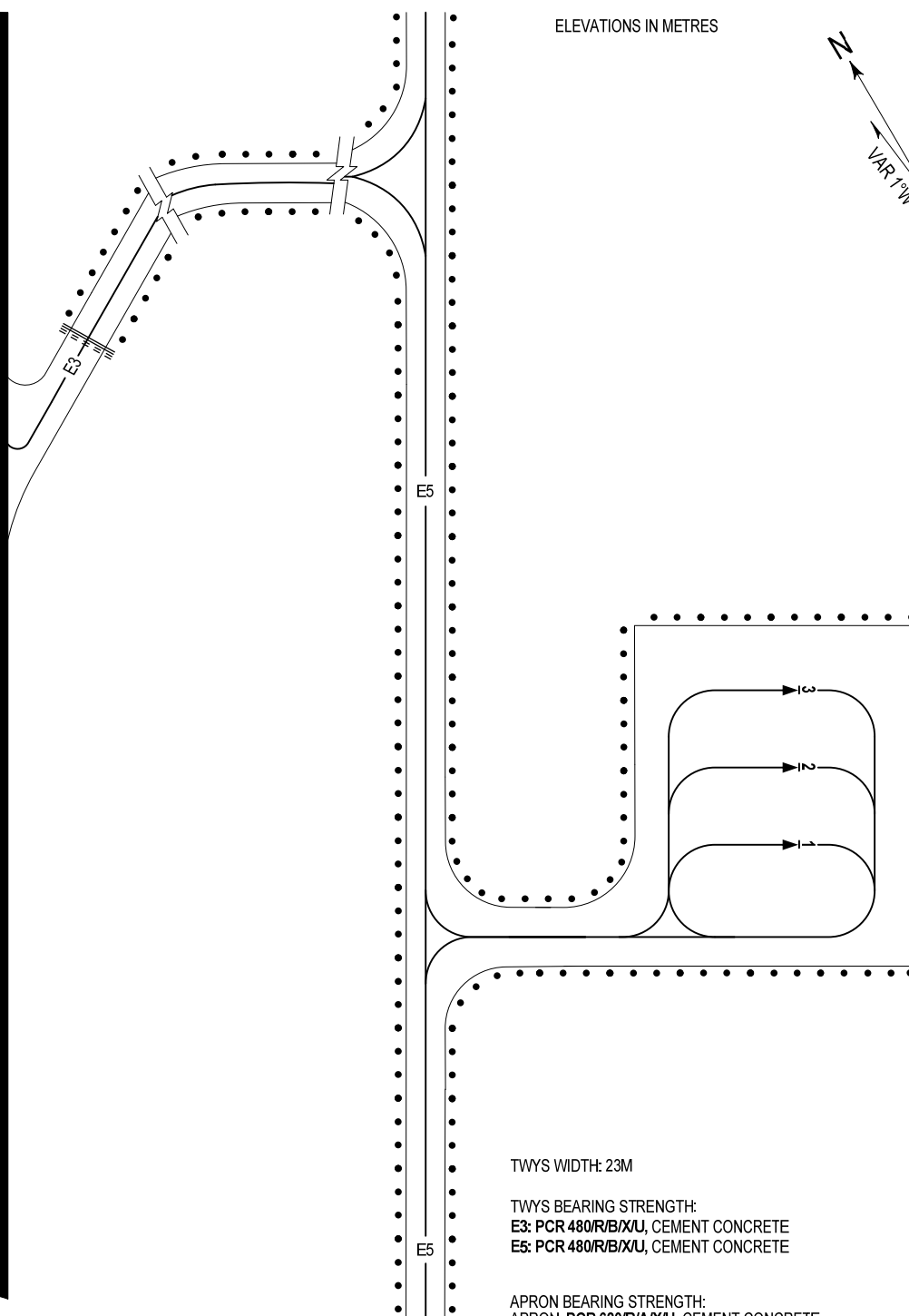
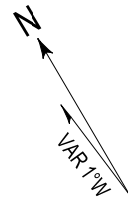


RWY 03 / 21

ELEVATIONS IN METRES



TERMINAL

TWYS WIDTH: 23M

TWYS BEARING STRENGTH:

E3: PCR 480/R/B/X/U, CEMENT CONCRETE

E5: PCR 480/R/B/X/U, CEMENT CONCRETE

APRON BEARING STRENGTH:

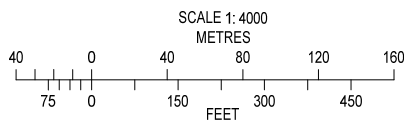
APRON: PCR 620/R/A/X/U, CEMENT CONCRETE

TWY EDGE LIGHTS: E3, E5

STANDS 1,2 AND 3 USED FOR ACFT CODE C AND EQUIVALENT (WINGSPAN UP TO BUT NOT INCLUDING 36 M)

LEGEND

ACFT STANDS	▶1
TAXILANE MARKING	—
BUILDINGS	■
TWY LIGHTS	•
RWY-HOLDING POSITION (PATTERN A)	≡≡≡≡



CHANGE: ADJUSTMENT OF PCN TO PCR (TWY AND APRON).