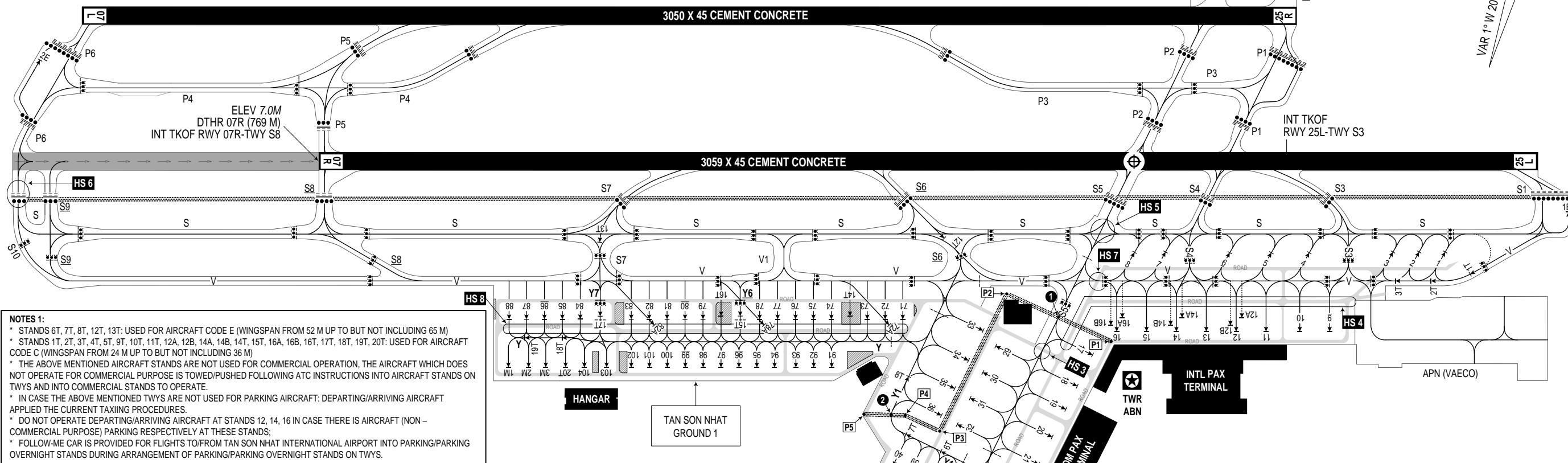
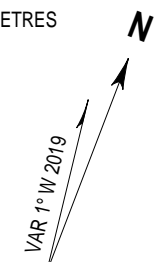


TWYS, TAXILANE WIDTH:
- S1: 95M
- S5, Y1: 45M
- Y6, Y7: 24M
- P1, P2, P3, P4, P5, P6, S, S3, S4, S6, S7, S8, S9, S10, Y, Y2, Y3, Y4, V (FM S10 TO S5): 23M
- V (FM S5 TO S1): 36M
- V1: 38M
ALL ARE CEMENT CONCRETE

APRON BEARING STRENGTH:
- STANDS 1 TO 10, 14: PCN 85/R/B/W/T
- STANDS 11 TO 13, 15 TO 32, 1E, 2E: PCN 61/R/B/X/T
- STANDS 33 TO 46: PCN 85/R/B/X/T
- STANDS 47 TO 54: PCN 69/R/B/X/T
- STANDS 71 TO 88, 91 TO 104: PCN 87/R/B/W/T
ALL ARE CEMENT CONCRETE

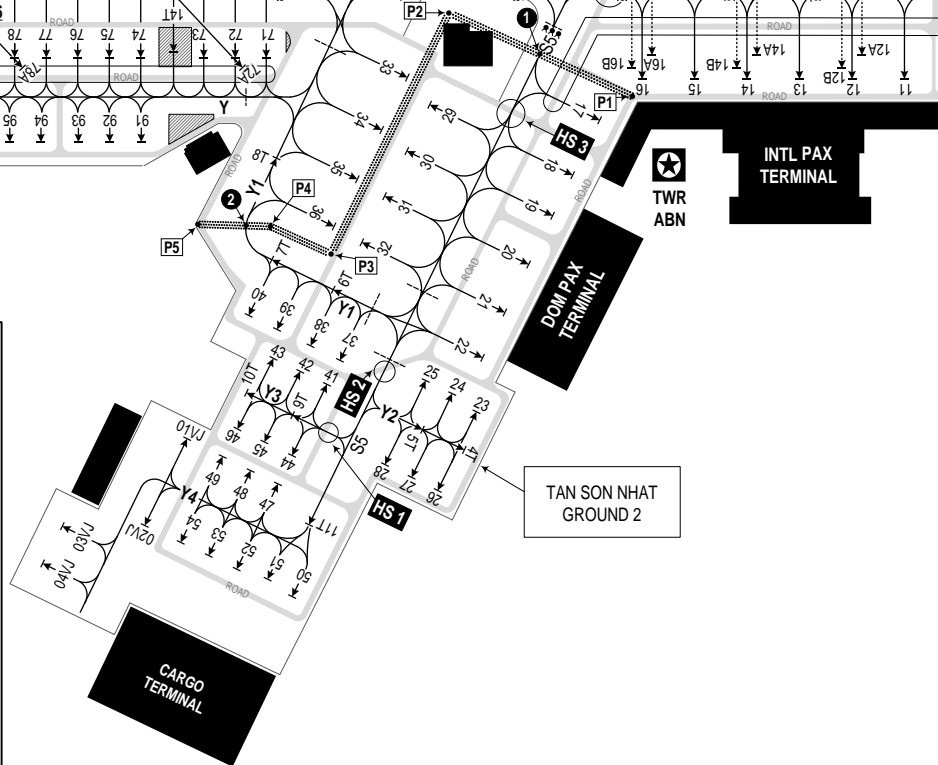
TWYS, TAXILANE BEARING STRENGTH:
- V1, P3, P4, S (A PORTION FM S5 TO S10): PCN 90/R/B/W/T
- P1, P5, P6, S1, S3, S4, S5, S6, S7, S8, S9, S10, V, Y2: PCN 61/R/B/X/T
- P2, S (A PORTION FM S5 TO S1): PCN 85/R/B/W/T
- Y, Y6, Y7: PCN 87/R/B/W/T
- Y1, Y3: 85/R/B/X/T
- Y4: PCN 69/R/B/X/T
TWY EDGE LIGHTS ON TWYS S, S1, S3, S4, S5, S6, S7, S8, S9, S10, V, V1, P1, P2, P3, P4, P5, P6 AND TAXILANES Y, Y1, Y6, Y7.
TWY CENTRE LINE LIGHTS ON TWYS S, S1, S3, S4, S5, S6, S7, S8, S9, S10, V, V1, P1, P2, P3, P4, P5, P6.

ELEVATIONS IN METRES



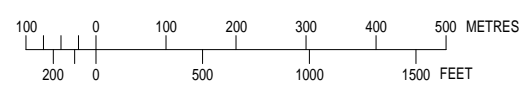
NOTES 1:
* STANDS 6T, 7T, 8T, 12T, 13T: USED FOR AIRCRAFT CODE E (WINGSPAN FROM 52 M UP TO BUT NOT INCLUDING 65 M)
* STANDS 1T, 2T, 3T, 4T, 5T, 9T, 10T, 11T, 12A, 12B, 14A, 14B, 14T, 15T, 16A, 16B, 16T, 17T, 18T, 19T, 20T: USED FOR AIRCRAFT CODE C (WINGSPAN FROM 24 M UP TO BUT NOT INCLUDING 36 M)
* THE ABOVE MENTIONED AIRCRAFT STANDS ARE NOT USED FOR COMMERCIAL OPERATION, THE AIRCRAFT WHICH DOES NOT OPERATE FOR COMMERCIAL PURPOSE IS TOWED/PUSHED FOLLOWING ATC INSTRUCTIONS INTO AIRCRAFT STANDS ON TWYS AND INTO COMMERCIAL STANDS TO OPERATE.
* IN CASE THE ABOVE MENTIONED TWYS ARE NOT USED FOR PARKING AIRCRAFT: DEPARTING/ARRIVING AIRCRAFT APPLIED THE CURRENT TAXIING PROCEDURES.
* DO NOT OPERATE DEPARTING/ARRIVING AIRCRAFT AT STANDS 12, 14, 16 IN CASE THERE IS AIRCRAFT (NON-COMMERCIAL PURPOSE) PARKING RESPECTIVELY AT THESE STANDS;
* FOLLOW-ME CAR IS PROVIDED FOR FLIGHTS TO/FROM TAN SON NHAT INTERNATIONAL AIRPORT INTO PARKING/PARKING OVERNIGHT STANDS DURING ARRANGEMENT OF PARKING/PARKING OVERNIGHT STANDS ON TWYS.

NOTES 2:
* **OPERATIONAL LIMITATIONS:**
- DEPARTURE ACFT TAXI ON TWY S → TURN LEFT INTO TWY S3 OR TAXI ON TWY S → TURN RIGHT INTO TWY S4: ONLY APPLIED FOR ACFT UP TO A321 AND EQUIVALENT.
- LANDING ACFT AFTER VACATING RWY 07R/25L VIA TWY S4 → TURN LEFT INTO TWY S OR TAXI TO TWY S3 → TURN RIGHT INTO TWY S: ONLY APPLIED FOR ACFT UP TO A321 AND EQUIVALENT (ACFT VACATE RWY VIA TWY S1: APPLIED THE CURRENT PROCEDURE).
- ACFT FROM TWY S → TURN LEFT INTO TWY S6, ARE NOT ALLOWED TO TURN LEFT INTO TWY V.
- ACFT FROM TWY V → TURN RIGHT INTO TWY S6, ARE NOT ALLOWED TO TURN RIGHT INTO TWY S.
- ACFT FROM TWY S8 ARE NOT ALLOWED TO TURN RIGHT INTO TWY V AND VICE VERSA.
- ACFT FROM TWY S ARE NOT ALLOWED TO TURN LEFT INTO TWY S8 AND VICE VERSA.
- IN CASE ACFT ARE PUSHED BACK FROM STANDS 9 TO 16 INTO TWYS S3, S4, S5 FOR DEPARTURE, ACFT ARE NOT ALLOWED TO TAXI ON TWY S (THE PORTION CROSSING THE RESPECTIVE TWYS ON WHICH ACFT ARE PUSHED BACK).
- ACFT CODE E ARE ONLY ALLOWED TO TAXI VIA TWY S5 → TAXILANE Y1 WHEN THERE ARE NO PERSONNEL, VEHICLE, FACILITIES OPERATING WITHIN THE LIMITED AREA OF STAND 40.
- ACFT CODE E ARE ONLY ALLOWED TO TAXI VIA TAXILANE Y1 → TWY S5 WHEN THERE ARE NO PERSONNEL, VEHICLE, FACILITIES OPERATING WITHIN THE LIMITED AREA OF STAND 37.
- WHEN AN ACFT HOLDING ON TWYS S3, S4, S5, S6, S7, V1, S8, S9, S10 THE PORTION BETWEEN TWY V AND TWY S, OTHER ACFT ARE NOT ALLOWED TO OPERATE ON TWY S OR TWY V BEHIND THE HOLDING ACFT.
- WHEN AN ACFT HOLDING ON TWYS S3, S4, S5, S6, S7, S8, S9 IN FRONT OF RWY 25L/07R, OTHER ACFT ARE NOT ALLOWED TO OPERATE ON TWY S BEHIND THE HOLDING ACFT.
- TAXILANES Y, Y2, Y3, Y4, Y6, Y7 ARE USED FOR ACFT UP TO CODE C (WINGSPAN 36 M) AND EQUIVALENT.
- WHEN AN ACFT LANDING AT RWY 07R, TWR DOES NOT ALLOW ACFT TO HOLD ON TWY S8 IN FRONT OF RWY 07R/25L.
- FOR ACFT WITH FAILURE OF GENERATORS (APU):
+ ACFT WITH FAILED APU ARE NOT OPERATED STANDS 23, 24, 25, 26, 27, 28, 41, 42, 43, 44, 45, 46, 48, 49, 53, 54 AND ACFT CODE E AT STANDS 35, 36.
+ IN CASE OF UNEXPECTED FAILURE OF APU: THE ACFT MUST BE TOWED TO AN APPROPRIATE STAND FOLLOWING ATC CLEARANCES.
+ STAND 72A IS OPERATED FLEXIBLY AT EXISTING STANDS 72 AND 73. WHEN THERE IS AN ACFT CODE E ARRANGED TO OPERATE AT STAND 72A; STANDS 72, 73, 14T SHALL NOT BE ARRANGED TO OPERATE AND VICE VERSA.
+ STAND 78A IS OPERATED FLEXIBLY AT EXISTING STANDS 78 AND EXISTING TAXILANE Y6. WHEN THERE IS AN ACFT CODE E ARRANGED TO OPERATE AT STAND 78A; STANDS 78, 15T, 16T SHALL NOT BE ARRANGED TO OPERATE, TEMPORARILY CLOSED TAXILANE Y6 AND VICE VERSA.
+ STAND 82A IS OPERATED FLEXIBLY AT EXISTING STANDS 82 AND 83. WHEN THERE IS AN ACFT CODE E ARRANGED TO OPERATE AT STAND 82A; STANDS 82, 83 SHALL NOT BE ARRANGED TO OPERATE AND VICE VERSA.
* **OPERATIONAL CAPABILITY OF ACFT STANDS:**
- STANDS FM 1 TO 8, 23, 41 TO 46, 51 USED FOR ACFT UP TO A320 AND EQUIVALENT.
- STANDS FM 9 TO 16, 29, 35, 36 USED FOR ACFT UP TO CODE E AND EQUIVALENT.
- STANDS FM 17 TO 22 USED FOR AIRCRAFT UP TO B747-400 AND EQUIVALENT.
+ IN CASE STAND 18 IS USED FOR ACFT UP TO B747-400 AND EQUIVALENT, 19 SHALL BE USED FOR ACFT UP TO CODE C AND EQUIVALENT AND VICE VERSA.
- STANDS FM 24 TO 28, 37 TO 40, 47 TO 50, 52 TO 54, 71 TO 88, 91 TO 104 USED FOR ACFT UP TO CODE C AND EQUIVALENT.
- STANDS 30, 31-32 USED FOR ACFT UP TO B787 AND EQUIVALENT.
- STANDS 33, 34 USED FOR ACFT UP TO B747-8 AND EQUIVALENT.
- STANDS 72A, 78A, 82A USED FOR ACFT UP TO CODE E (B787-9, A330-300) AND EQUIVALENT.
- STANDS 1E, 2E USED FOR AIRCRAFT IN CASE EMERGENCY, UNLAWFUL INTERFERENCE.
+ WHEN AIRCRAFT CODE E PARK AT STAND 1E (EMERGENCY), TWY S1 IS ONLY USED FOR AIRCRAFT UP TO CODE C AND EQUIVALENT.
+ WHEN AIRCRAFT CODE E PARK AT STAND 2E (EMERGENCY), TWY P6 IS ONLY USED FOR AIRCRAFT UP TO CODE C AND EQUIVALENT.
* **INS COORDINATES FOR ACFT STANDS REFER TO TEXTUAL FOR DETAILS.**



POINTS DATA	COORDINATES	WGS-84
P1	10°48'59.10"N	106°39'42.70"E
P2	10°48'59.70"N	106°39'33.20"E
P3	10°48'47.25"N	106°39'32.07"E
P4	10°48'47.47"N	106°39'28.93"E
P5	10°48'46.30"N	106°39'25.60"E

COMMUNICATION FACILITIES	
TAN SON NHAT GROUND 1:	121.9 MHz PRI 121.975 MHz SRY 121.5 MHz EMERG
TAN SON NHAT GROUND 2:	121.6 MHz PRI 121.75 MHz SRY 121.5 MHz EMERG



LEGEND	
VEHICLES AREA	[Symbol]
ARP	[Symbol]
HOT SPOT AND NAME	[Symbol] HS 1
ATC SERVICE BOUNDARY (GND)	[Symbol]
TRANSFER OF CONTROL POINT	[Symbol] 1 2
ACFT STAND	[Symbol] 1
ACFT STAND (CONDITIONAL)	[Symbol] 12A
INTERMEDIATE HOLDING POSITION	[Symbol]
SERVICE ROAD	[Symbol] ROAD
RWY-HOLDING POSITION (PATTERN A)	[Symbol]
STOP BAR	[Symbol]
CLOSED	[Symbol]
BUILDINGS	[Symbol]
INTERMEDIATE HOLDING POSITION LIGHT (UNIDIRECTIONAL, YELLOW)	[Symbol]

CHANGES: ADDITION OF 3 STANDS 72A, 78A, 82A; NOTES 2.