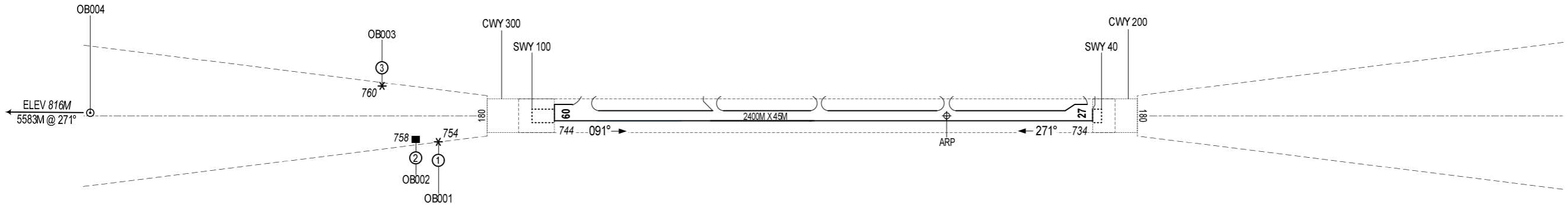
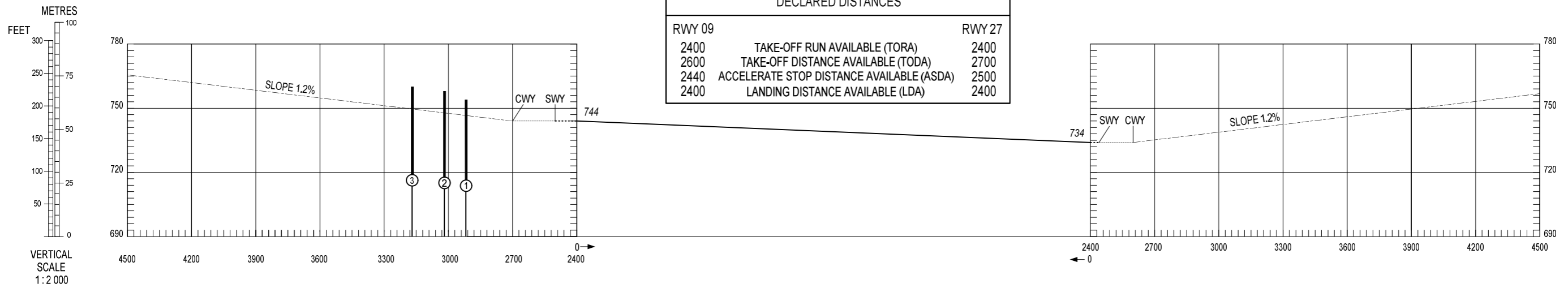
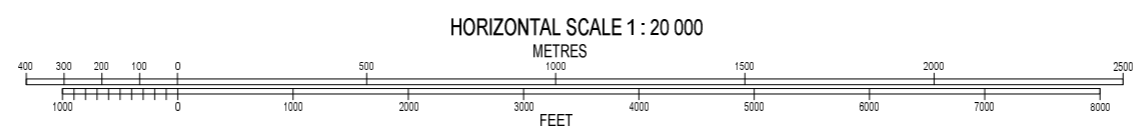


MAGNETIC VARIATION 1° W - 2017

DECLARED DISTANCES		
RWY 09		RWY 27
2400	TAKE-OFF RUN AVAILABLE (TORA)	2400
2600	TAKE-OFF DISTANCE AVAILABLE (TODA)	2700
2440	ACCELERATE STOP DISTANCE AVAILABLE (ASDA)	2500
2400	LANDING DISTANCE AVAILABLE (LDA)	2400



LEGEND	
IDENTIFICATION NUMBER	①
TREE	*
POLE, TOWER, SPIRE, ANTENNA, ETC	⊙
BUILDING OR LARGE STRUCTURE	■



AMENDMENT RECORD		
NO.	DATE	ENTERED BY

ORDER OF ACCURACY
HORIZONTAL 00M.
VERTICAL 00M.